

Santa Claus Has 10 Toys!

Key G, first note G(do)
a cappella count-in: 1,2,3,4,San...

piano, shakers, tambourine

tune: traditional
words: LJ Clare
2011
holiday song

presto

San - ta Claus has x ten toys, San - ta Claus has x ten toys,
San - ta Claus has x ten toys, Go San - ta, Go! Ho, ho, ho!

Santa Claus has (step right) 10 toys,
Santa Claus has (step left) 10 toys,
Santa Claus has (show 10 fingers) 10 toys,
Go Santa go! Ho(clap) ho(clap) ho(clap)!

Santa Claus has (step right) 9 toys


The places to move are marked with an "x" in the music. The first few times I did this song, I had students mirror the direction my feet moved e.g. if I moved forward, they moved back; if I moved left, they moved right). Because our space to move was limited, at one point my only additional moving space was back(for me), back, back --which meant students were taking steps forward --closer to me. It became a kind of a game with me taking steps back, and students taking bigger steps forward to try to reach me and trap me. Serendipity!

Ukulele

D F# A B

D7

G



Count backwards with Santa as he empties his sack!
Actions have students stepping on the rests that begin several bars ---good listening activity.

Santa Claus Has 10 Toys!

Key G, first note G(do)

a cappella count-in: 1,2,3,4, San...

tune: traditional

words: LJ Clare

2011

holiday song

presto

San - ta Claus has x ten toys, San - ta Claus has x ten toys,
San - ta Claus has x ten toys, Go San - ta, Go! Ho, ho, ho!

Santa Claus has (step right) 10 toys,
Santa Claus has (step left) 10 toys,
Santa Claus has (show 10 fingers) 10 toys,
Go Santa go! Ho(clap) ho(clap) ho(clap)!

Santa Claus has (step right) 9 toys

The places to move are marked with an "x" in the music. The first few times I did this song, I had students mirror the direction my feet moved e.g. if I moved forward, they moved back; if I moved left, they moved right). Because our space to move was limited, at one point my only additional moving space was back(for me), back, back --which meant students were taking steps forward --closer to me. It became a kind of a game with me taking steps back, and students taking bigger steps forward to try to reach me and trap me. Serendipity!

New Song: Santa Claus Has 10 Toys!

1. Sing the first verse of the song to your class. Clap where there is an "x" in the music.
2. Sing the song again, asking students to clap with you. If the timing of the claps is challenging, repeat.
3. Everyone stands. Instead of clapping on the "x", move one foot and have students mimic you.
4. By now students have heard the song three times. Ask what they think happens next in the song.
5. Invite students to sing with you and finish the song together.
(Don't be surprised if your class wants to do it again immediately! You will probably tire of this song long before your students do. For this reason I delay teaching it until part of December has gone by when I am the classroom teacher. If you are with the class only for music ---teach it earlier in December. The juxtaposition of taking a step on the rests in syncopation is a good rhythm learning exercise.)

Note: If you only have one music period a week, consider skipping the next song in favour of spending more time dancing and re-singing songs already learned for the season.

Key G, first note G(do)

Santa

presto

do



San-ta Claus has


c. LJ Clare 2011 CanDoMusic.com. CanDoMusic copied for classroom use with permission

c. LJC Creations as in CanDoMusic



San-ta Claus has

Claus Has



X ten toys,

San - ta

c. LJC Creations as in CanDoMusic




X ten toys,

Go San -ta

Ten Toys


tune: traditional
words: LJ Clare

2011
Canada



Claus has X ten toys,

c. LJC Creations as in CanDoMusic



Go! Ho, ho, ho!