

I can do music in Lesson 20 . My name is _____



Zoom Zoom Zoom


N.A.
adapted LJ Clare

10, 9, 8, 7, 6,
5, 4, 3, 2, 1, Blast Off!
Zoom, zoom, zoom,
We're going to the moon!
All aboard our rocket ship,
For a real adventure trip,
Zoom, zoom, zoom,
We're going to the moon!



Sing the song and connect the
little circles to make singing maps.

1. orange pencil crayon
2. red pencil crayon
3. purple pencil crayon



Ask me to show you my music maps!

I can do music in Lesson 20 . My name is _____

Key G, first note do(G)
a cappella count-in: 1and2and 1and2there...
CD intro: bars

Aiken Drum

Scotland
1700s
arr: LJ Clare

There was a man lived in the moon lived in the moon, lived
in the moon, There was a man lived in the moon and his name was Ai-ken Drum.

**And he played upon a ladle, a ladle, a ladle,
And he played upon a ladle,
And his name was Aiken Drum.**

**And his hat was made of good cream cheese ...
And his coat was made of good roast beef ...
And his buttons were made of penny loaves ...
And his breeches were made of haggis bags ...**

**Create your own Aiken Drum! Choose a theme,
then fill in the blanks
and draw a picture.**

**fruits and vegetables
junk food
drug store items
toys or sports**

My theme is _____.

head

hair

nose

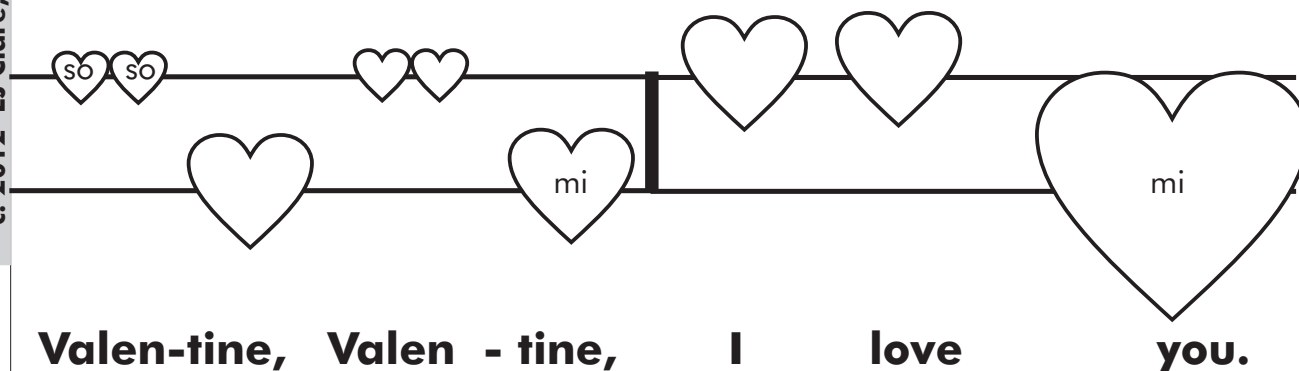
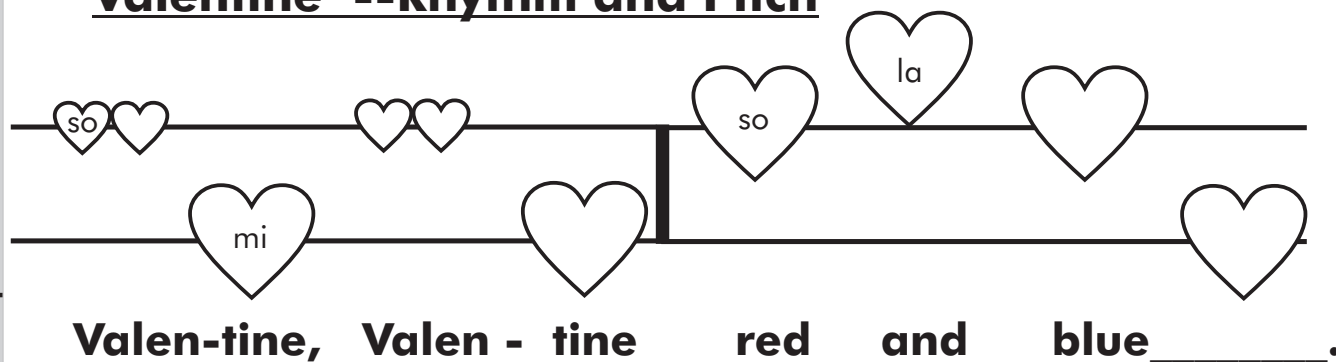
ears

mouth

eyes

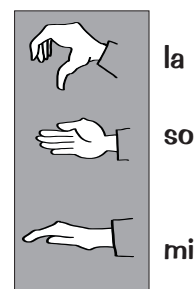
Ask me to tell you about Aiken Drum and sing you a few verses!

I can do music in Lesson 21 . My name is _____

Key C, first note so(G)
glockenspiel count-in: 1,2,3,4,Val...**Valentine**teaching song
Canada
LJ Clare 2012**Valentine --Rhythm and Pitch****Be a music writer!**

Print the missing solfa in the valentines. so mi la



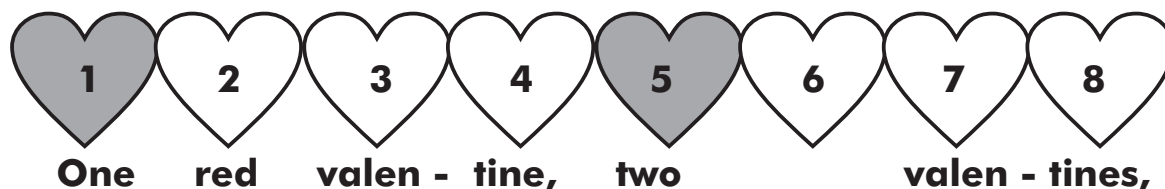

Now try singing the solfa.

**Thinking About Reading Music ----Can you answer these questions?**

1. Why are some of the hearts bigger?
2. Why do the hearts go up and down?

Ask me the "Thinking" questions!

Beat Counting



Put your finger on Heart 1.

Now as you sing the song,

move your finger from heart to heart steadily.

1. Why does the word "more" have four hearts?
2. Why does the word "red" have only one heart?

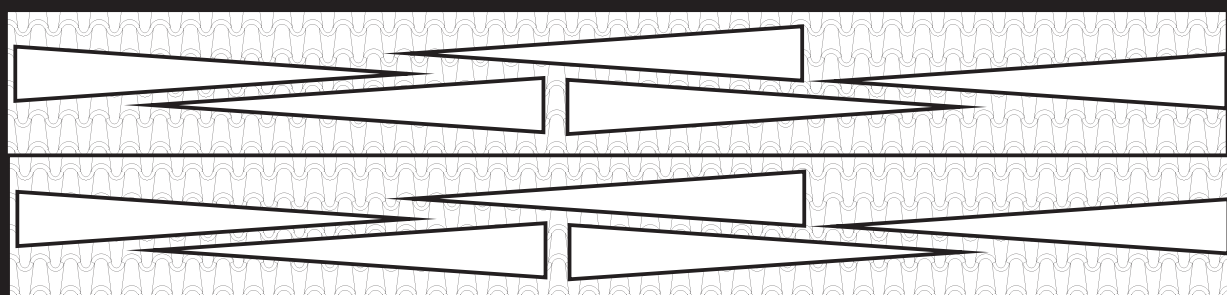



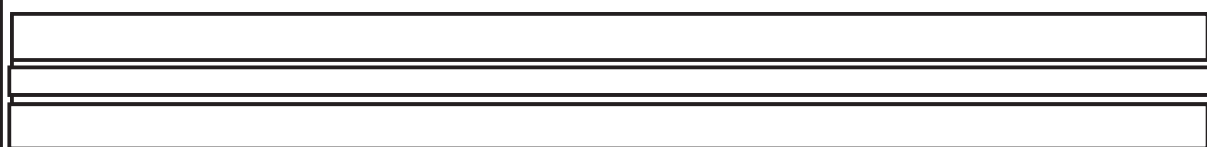
Thinking About Beats ---can you answer these questions?

1. Why are the hearts all the same size?
2. Why are some of the hearts darker?

Ask me the thinking questions!

I can do music in Lesson 22 . My name is _____

"Chay Chay Cool--eh" is from Ghana, Africa. People in Ghana use patterns in their songs and in a special cloth they weave called Kente. Kente cloth is made on looms that are 20cm wide. Strips of cloth are then sewn together to make larger pieces of cloth. Orange, red, bright blue, gold and green are popular colours in the designs.



Ask me to sing the leader's part in "Chay Chay Cool-eh"!

I can do music in Lesson 23 . My name is _____

Key G, first note B(mi)
a cappella count-in: 1, 2, Trot...

TROT OLD JOE

United States
1800s
arr: LJ Clare



I can do music in Lesson 23 . My name is _____

Key G, first note B(mi)
a cappella count-in: 1, 2, Trot...

TROT OLD JOE


United States
1800s
arr: LJ Clare



Walk Old Joe!
Gallop Old Joe!
Rest Old Joe!

Whinny Old Joe!
Run Old Joe!
Sleep Old Joe!

You are the Wild Horseman in Robert Schumann's music. Choose two different crayons.
Use one to show the path your horse takes in the first part of the music.
Change colours when the music changes to the second part of the music.
Go back to the first colour when the music goes back to the first part.



Ask me to sing my favourite verse in Old Joe's song!
What tempo am I singing?

I can do music in Lesson 23 . My name is _____

Rhythm Symbols and Time Names

ti-ti ta ti-ti ta



ta



sh



ti-ti

Match the rhythm symbols with their time names.

8

1

ta ti-ti ta ta



2

ta ta sh ta




3

ta sh ta sh



4

ti-ti ta ta ti-ti



5

ta ti-ti ta ti-ti



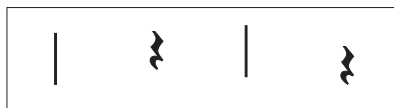
6

ta ta ti-ti ta



7

ta ta ti-ti ti-ti



8

ta ti-ti sh ta

Point to a box with rhythm symbols in it and ASK ME to read it!