

Music Basics

Lesson 5

Circle a, b or c.

Fill in the blanks.

1 **tempo**

- a) how fast music goes
- b) how loud music is
- c) how smooth music is

2

Name 1 tempo _____.

3 **dynamics**

- a) how sad music is
- b) how quiet music is
- c) which instrument plays

4

Name 1 dynamic _____.

5 **form**

- a) the way music is built
- b) if music goes smoothly
- c) how loud music is

6 **pitch**

- a) louds and softs in music
- b) highs and lows in music
- c) fasts and slows in music

7 _____

is like clapping with the words

8 _____

is like walking while singing

presto

piano

staccato

allegro

forte

andante

legato

beat

rhythm

chorus

verse

composer

Choose music basics for these two songs.

Be ready to explain your choices.

9 **Old Brass Wagon**


dynamics _____


tempo _____

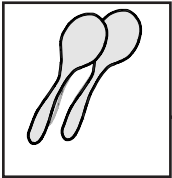
10 **Lukey's Boat**

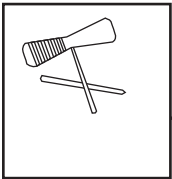
dynamics _____

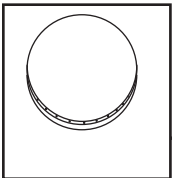
tempo _____




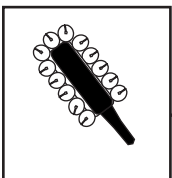


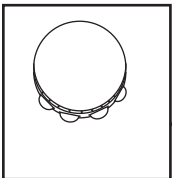





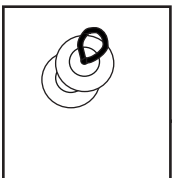




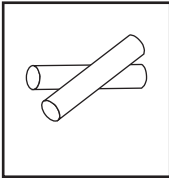


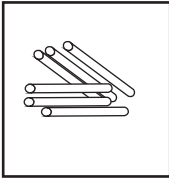






- spoons
- tambourine
- guiro
- finger cymbals
- cow bell
- violin
- tick tock block
- triangle
- claves
- maracas
- tuba
- hand drum
- jingle bells
- rhythm sticks





Rhythm Counting, Rhythm Symbols and Names



pineapple

Rhythm Count

1 2 3 4 5

Rhythm Symbols



carrot

1 2 3 4 5



plum

1 2 3 4 5




tomato

1 2 3 4 5



cucumber

1 2 3 4 5



broccoli

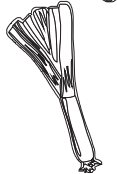
1 2 3 4 5

□ |



peas

1 2 3 4 5



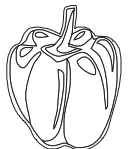
leek

1 2 3 4 5



garlic

1 2 3 4 5



green papper

1 2 3 4 5



eggplant

1 2 3 4 5

Old Mrs. Witch

Key Dm, first note high D',
a cappella count-in 1,2,3,clap,Old ...

anon.
20th C.
arr: LJC

Tell me what you eat? Tell me how you sleep? Tell me where you stay?

1. Make up a new question to ask the witch in this song.
 - Before you write it down, try singing it. Does it fit the music? If it doesn't fit the music --either change it a bit, or try a new question.

Old Mrs. Witch, Old Mrs. Witch Tell me

2. Brainstorm rhyming words to the last word in your question.



sleep ---deep, weep, steep
 stay ---play, away, hay
 eat ---meat, seat, wheat

my rhyming words

3. Now think of an answer that ends in one of your rhyming words. before you write it down, try singing it to make sure it fits the music.

Add a little drama to this question-answer song by ...

- * making the witch's voice **witchy** * add some sound effects in the background
- *choose a different "witch" to answer each question
- *divide into two groups and face each other when singing
 question askers witches

*When a witch lands
 where does she park?
 In a broomcloset!*

What will you put on your dinner plate?

sing sing sing!!!

Thanksgiving	din	- ner,	food	on my	plate	

ta ti-ti ta ta ta ti-ti ta-a

--	--	--	--	--	--	--

singing new words to old tunes

--	--	--	--	--	--	--

Thanksgiving	din	- ner,	I can	hardly	wait	

ta ti-ti ta ta ti-ti ti-ti ta-a

corn on the	

cob	

bread 'n butter		

mashed potatoes		

stuff-ing		

tur - key	

lots of

sweet potatoes		

squash		

cran - ber - ry		

sauce		

more

apple pie		

pumpkin pie		

peas 'n carrots		

salad		

Yum _____

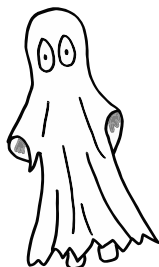


Yum

If you are getting full, it is okay to leave a few spaces empty to make room for dessert!



Rhythm Counting

Draw a line between the children and their costume names.
Say and clap the words. Circle the number of claps.



vampire 1 2 3 4

pirate 1 2 3 4

king and queen 1 2 3 4

teddy bear 1 2 3 4

rock star 1 2 3 4

rabbit 1 2 3 4

cowboy 1 2 3 4

bumblebee 1 2 3 4

superhero 1 2 3 4

robot 1 2 3 4

soldier 1 2 3 4

ghost 1 2 3 4

princess 1 2 3 4

_____ 1 2 3 4