



piano

# The Quartermaster's Store

Army Song

USA 1917

arr: LJ Clare

Once a social commentary on war in the trenches, this song is a favourite for campers and scouts.

## The Quartermaster's Store

Key G, first note D(low so)

a capella count-in: 1,2,3,4,1,2,3,There was...

Army Song

USA 1917

arr: LJ Clare

There are mice, mice, jump-ing in the rice, in the store, in the store, There are

mice, mice, jump-ing in the rice, in the quar-ter - mas -ter's store. My

eyes are\_\_ dim I can-not see, I have not\_\_ brought my specs with me, I

harmony eyes(G)\_\_\_\_ are dim(E)\_\_\_\_ I can(A)\_\_\_\_ not see (F#)\_\_\_\_ I

have not\_\_ brought my\_\_ specs, with, me!

have not brought my specs, with(D) me(B or G)!

There are mice, mice, jumping in the rice

There are rats, rats, big as alley cats

There are owls, owls, shredding paper towels

There are snails, snails, crawling on the nails

There are snakes, snakes, big as garden rakes

In many Armed Forces, "Quartermaster" is the rank given to the person in charge of supplies. People living on base (land being used by the Armed Forces) might shop in a store supplied by the Quartermaster. This song is thought to have originated during World War 1. Today it sounds as if the song elaborates on the lack of quality of supplies available to enlisted personnel. During the First World War, however, the verses probably had a ring of truth to them as the conditions in the trenches were abominable. Like many songs sung in the military, there are other made-up verses that are less socially acceptable. Now often sung by Scouts and Guides, its also often sung at summer camps.

The melody lends itself well to harmony for beginners as the 2nd part simply stays on the usual note a bit longer..

# B New Song: The Quartermaster's Store

“The Quartermaster has a store. Anyone know what a “quartermaster” is? (field answers or explain)

“As I was saying, the Quartermaster has a store, a rather strange store, and a song about the store. (post the music)

## The Quartermaster's Store

Key G, first note D(low so)  
a capella count-in: 1,2,3,4,1,2,3,There was...

Army Song  
USA 1917  
arr: LJ Clare

There are mice, mice, jump-ing in the rice, in the store, in the store, There are mice, mice, jump-ing in the rice, in the quar-ter - mas -ter's store. My eyes are\_\_ dim I can-not see, I have not\_\_ brought my specs with me, I have not\_\_ brought my specs, with, me!

harmony eyes(G)\_\_\_\_ are dim(E)\_\_\_\_ I can(A)\_\_\_\_ not see (F#)\_\_\_\_ I have not\_\_ brought my\_\_\_\_ specs, with, me!

There are mice, mice, jumping in the rice

There are rats, rats, big as alley cats

There are owls, owls, shredding paper towels

There are snails, snails, crawling on the nails

There are snakes, snakes, big as garden rakes

In many Armed Forces, "Quartermaster" is the rank given to the person in charge of supplies. People living on base (land being used by the Armed Forces) might shop in a store supplied by the Quartermaster. This song is thought to have originated during World War 1. Today it sounds as if the song elaborates on the lack of quality of supplies available to enlisted personnel. During the First World War, however, the verses probably had a ring of truth to them as the conditions in the trenches were abominable. Like many songs sung in the military, there are other made-up verses that are less socially acceptable. Now often sung by Scouts and Guides, its also often sung at summer camps.

The melody lends itself well to harmony for beginners as the 2nd part simply stays on the usual note a bit longer..

2 The rhythm is a big part of what makes this song fun to sing --so begin there.

Give a clear count-in to set the tempo, students clap and say the rhythms.

tim-ri ta sh ta sh tim-ri tim-ri ta tim-ri taa sh tim-ri taa sh tim-ri

There are mice, mice, jump-ing in the rice, in the store, in the store, There are  
**etc.**

3 Repeat above, but this time leave silence for the rests (instead of "sh").

4 Ask: **What rhythm in the verse, is not in the chorus?** tim-ri

5 **"What do the words tell you about the store?"**  
**Is it a real store?** (explore student ideas, then go on to explain about the song's origins in W W 1, and a little about conditions in the trenches)

6 **chorus** Explore the chorus, with its two sets of words. This may be the first song with written harmony the class has worked on (versus harmony from singing rounds or partner songs). After looking at the two sets of words, listen to the "Chorus Only" mp3 for this song.



**Play Music**  
chorus only mp3

My

eyes are\_\_ dim I can-not see, I have not\_\_ brought my specs with me, I

harmony eyes(G)\_\_\_\_ are dim(E)\_\_\_\_ I can(A)\_\_\_\_ not see (F#)\_\_\_\_ I

have not\_\_ brought my\_\_ specs, with, me!  
have not brought my specs, with(D) me(B or G)!

7 Either teach the chorus by rote, or challenge students to sing with the first set of words as the mp3 is played, and then with the second set of words.

Decide which part the whole class will sing as the song is sung. (easier in the beginning to have the class all sing the same part)

Class sings with either the mp3 or mp4 of the song.



**Play Video** mp4




**Play Music** mp3

**The Quartermaster's Store**

**The Quartermaster's Store**

1



My eyes are dim I can - not see, I

My eyes \_\_\_\_\_ are dim \_\_\_\_\_ I

2



have not brought my specs with me

can \_\_\_\_\_ - not see \_\_\_\_\_,

3

I have not brought my

4

specs with me!

1

My eyes are dim I can - not see, I

2

have not brought my specs with me

3

chorus with harmony

I have not brought my


4

specs with me!


# What did you find in the store?



**bears, bears,  
with curlers in their hairs**



**ants, ants, ????**



**foxes, foxes, ????**



**bees, bees, ?????**

**???**

**What did you find in the store?**

**FOOD?**

**eggs, eggs, with scarey chicken legs**

**juice, juice, enough to choke a moose**

**beans, beans, big as submarines**

**cakes, cakes, that give us tummy aches**

**cheese, cheese, ?????**

**pies, pies, ???**